

# VIADISC™ NP

## ▶ ORDERING INFORMATION

CODE	DESCRIPTION	SIZE
VCAD-00100	VIA Disc NP	100mg

TO LEARN MORE OR TO SPEAK TO A SPECIALIST, PLEASE VISIT [GOTVIADISC.COM](http://GOTVIADISC.COM).

**Risks with Allograft Products Like VIA Disc NP and the Associated Procedure:** Careful donor screening, laboratory testing, and tissue processing, including sterilization via electron-beam irradiation of the disc tissue, have been used to minimize the risk of transmission of relevant diseases to the patient. Tissue donors are thoroughly screened and tested to meet or exceed safety standards mandated by the FDA and AATB. As with any processed human donor tissue, VIA Disc NP cannot be guaranteed to be free of all pathogens. **CONTRAINDICATIONS:** VIA Disc NP is contraindicated in patients with known sensitivities to Gentamicin, Vancomycin, or Bacitracin. **ADVERSE EVENTS:** Transmission of disease of unknown cause and transmission of infectious agents including but not limited to: HIV, hepatitis, syphilis, or microbial contaminants, pain and/or inflammation/swelling near the injection area in your spine or back, hematoma – a collection of blood at the site of the injection, epidural bleedings – a collection of blood in the potential space between the dura (covering of the spinal cord) and the bone, along the spinal canal (hollow passage through the back bones through which the spinal cord runs), infections (for example, at the injection site, in the spinal disc or bone in your spine and/or meningitis), neurological deterioration, such as loss of feeling or tingling or weakness, as serious as paralysis of the legs or lower body, sexual dysfunction, cerebrospinal fluid fistula (CSF), a spinal fluid leak, relapsing herniation, herniated disc material at the same level as the procedure, bladder (urination) or bowel dysfunction, vertebral end plate inflammation, or damage to endplates can occur with disc and/or endplate degeneration.

VIVEX Biologics will use reasonable efforts to provide accurate and complete information herein, but this information should not be construed as providing clinical advice, dictating reimbursement policy, or as a substitute for the judgment of a health care provider. It is the health care provider's responsibility to determine the appropriate treatment, codes, charges for services, and use of modifiers for services rendered and to submit coverage or reimbursement-related documentation.

1. Data on file at VIVEX Biologics, Inc.
2. Vergroesen PP, Kingma I, Emanuel K, et al. Mechanics and biology in intervertebral disc degeneration: a vicious circle. *Osteoarthritis Cartilage*. 2015;23(7):1057-1070.



2430 NW 116th Street, Miami, FL 33167  
(888) 684-7783 | [vivex.com](http://vivex.com) | [customer@vivex.com](mailto:customer@vivex.com)  
Trademarks™ and Registered Trademarks® of 2021 VIVEX Biologics, Inc.  
Copyright © 2021 VIVEX Biologics, Inc. All rights reserved.

MKG-IVP-10 Rev. 01



# VIADISC™ NP

VIA Disc NP is a non-surgical, off-the-shelf, processed human nucleus pulposus (NP) allograft intended to supplement degenerated intervertebral discs.

## ▶▶ VIA DISC NP KEY FEATURES



### NON-SURGICAL

A non-surgical option that can be delivered through a 22G spine needle.



### SUPPLEMENTS THE DISC

In-vitro testing of the NP particulate demonstrates the ability of dehydrated NP to absorb water similar to original nucleus pulposus tissue.<sup>1</sup> Transplanted NP tissue may support biomechanical function of the supplemented disc.



### EASE OF USE

Ambient temperature, off-the-shelf allograft.



### PROPRIETARY SYSTEM FOR PREPARING ALLOGRAFT

Consistent mixing with a fully-closed system to reduce contamination risk.

## ▶▶ VIA DISC NP COMPONENTS



### PROPRIETARY NP PARTICULATE

NP particulate is derived from intervertebral discs of donor tissue, with the particulate size optimized for delivery into the disc.

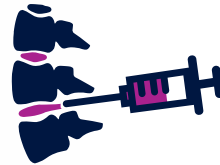
+



### SALINE

Saline is mixed into the NP tissue for optimal hydration prior to delivery

=



### VIA DISC NP

The VIA Disc NP procedure is a non-surgical intervention intended to supplement degenerated intervertebral discs. Transplanted tissue may support mechanical loading efficiency of the disc.

# FROM THE DISC, FOR THE DISC

## ▶▶ WHY NUCLEUS PULPOSUS?

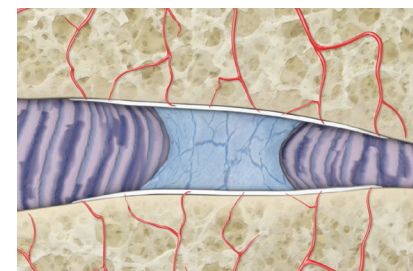
### PROPER PHYSIOLOGIC LOADING

- Multiple studies highlight that proper physiologic loading is imperative to matrix homeostasis in degenerated discs<sup>2</sup>
- Proper physiological loading can stimulate aggrecan production and improve hydrostatic pressure by attracting and binding water.<sup>2</sup>

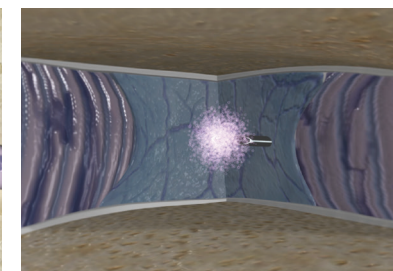
### WATER ABSORPTION CAPACITY

- The VIA Disc NP nucleus pulposus matrix provides a scaffold for additional water absorption capacity through its glycosaminoglycan (GAG) content<sup>1</sup>, which is expected to translate into increased hydrostatic pressure within the disc.
- The water absorption capacity of the VIA Disc NP supplements the intervertebral disc and may stabilize or normalize biomechanical function.

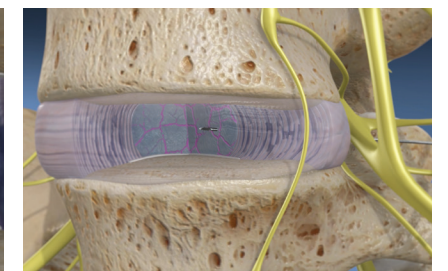
## ▶▶ HOW DOES VIA DISC NP WORK?



Age-related wear and tear of the intervertebral disc can cause loss of hydration and degeneration.



VIA Disc NP is delivered into the degenerated intervertebral disc through a 22G spine needle.



After delivery, VIA Disc NP supplements the degenerated intervertebral disc.